

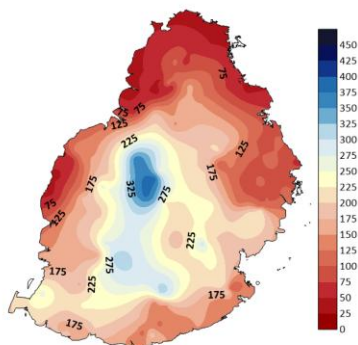
MAURITIUS METEOROLOGICAL SERVICES

CLIMATE MARCH 2025

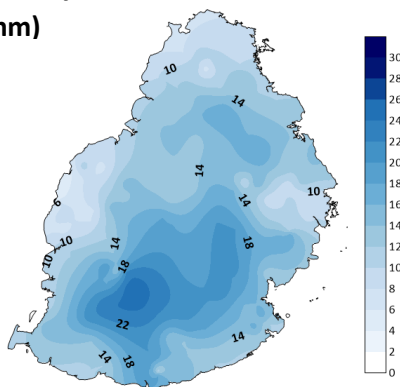
Introduction

March 2025 was the seventh driest during the last 30 years and the warmest since the last 60 years. The El Nino Southern Oscillation (ENSO), the Indian Ocean Dipole (IOD) and the Subtropical Indian Ocean Dipole (SIOD) were in the neutral phase. The signal of the Madden Julian Oscillation (MJO) was weak in the Indian Ocean during the month. Two storms, namely Tropical Cyclone 'Jude' and Severe Tropical Storm 'Ivone', formed in the South West Indian Ocean in March, but did not influence weather over the Mascarenes.

Monthly rainfall



Rainfall days (> 1 mm)



Rainfall

March 2025 had well below normal rainfall and was the 7th driest March since 1995. The amount of rainfall recorded during the month was 168 mm, representing 57% of the long-term mean.

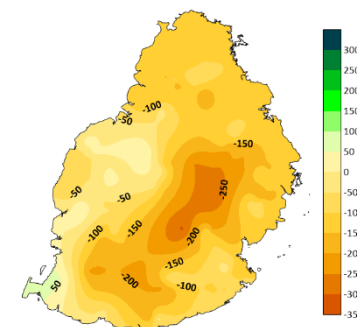
About 34% of the total rainfall was recorded in the first fortnight and the remaining 66% was recorded in the second fortnight.

The highest cumulative rainfall for the month was 386.6 mm, recorded at Valetta.

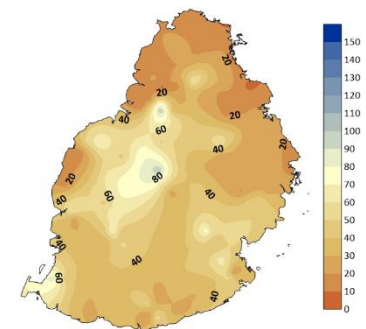
The highest number of rainy days (≥ 1 mm) was observed at Arnaud with 25 rainy days, and Petrin with 24 rainy days respectively.

Highest 24-hour rainfall was 100 mm recorded at Valton, on 11 March.

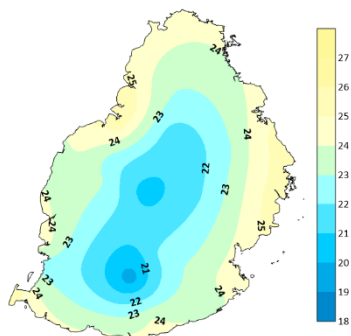
Monthly rainfall Anomaly



Highest 24-hour Rainfall



**Minimum
Temperature**

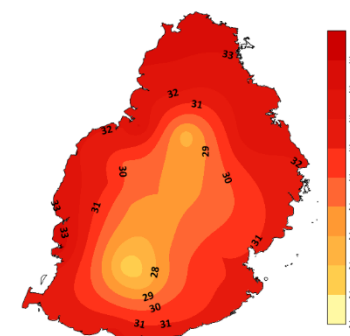


Temperature

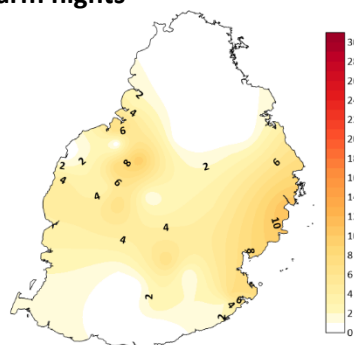
Several places recorded extreme maximum temperatures during March 2025. The highest maximum was 36.6 °C at Riviere Noire, recorded on 05 and 08 March. The lowest maximum temperature recorded was 23.6 °C at Grand Bassin on 21 March.

The highest minimum was 28.3 °C at Le Morne, recorded on 01 March and the lowest minimum was 18.0 °C at Belle Rive, recorded on 11 March.

**Maximum
Temperature**



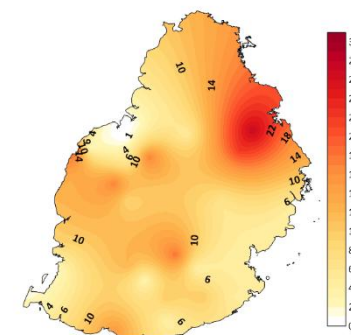
Warm nights



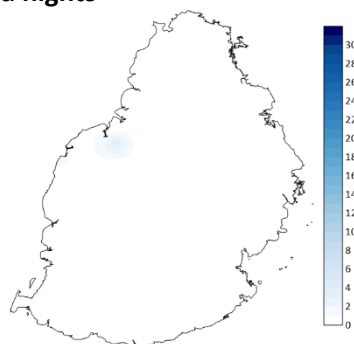
The highest number of warm nights observed was 11 at Quatre Soeurs and 10 at Mon Desert Alma.

Days were particularly warm during the month. The highest number of warm days was 27 at Constance and 22 at Fuel.

Warm days

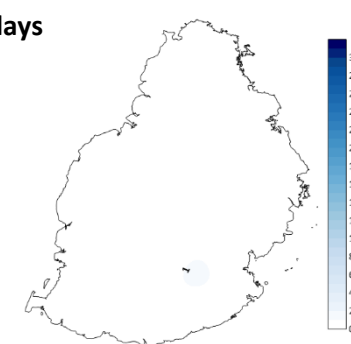


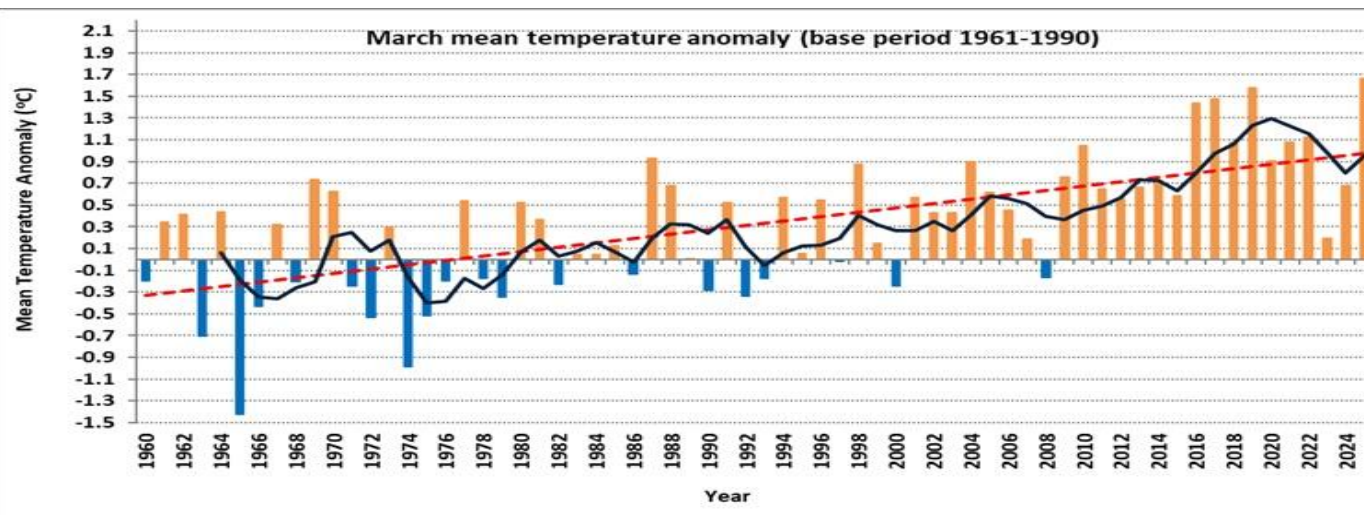
Cold nights



The highest number of cold nights was 04 at Domaine Les Pailles and the highest number of cold days was warm days was 02 at Rose Belle.

Cold days





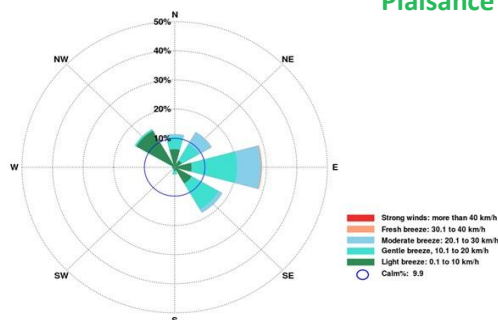
March 2025 was the warmest since the last 60 years.

The mean temperature over the island was 1.10 °C warmer than the LTM of 1991-2020.

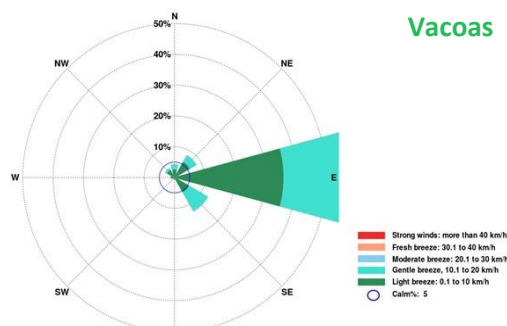
The mean maximum temperature was 1.4 °C warmer than long-term mean and the mean minimum temperature was 0.8 °C warmer than the long-term mean.

Winds

Plaisance



Vacoas



Wind frequencies show winds mainly from the Eastern sector both at Plaisance (top) and at Vacoas (bottom). Light to moderate winds prevailed most of the time over the island but on a few occasions fresh to strong breeze were recorded at both stations.

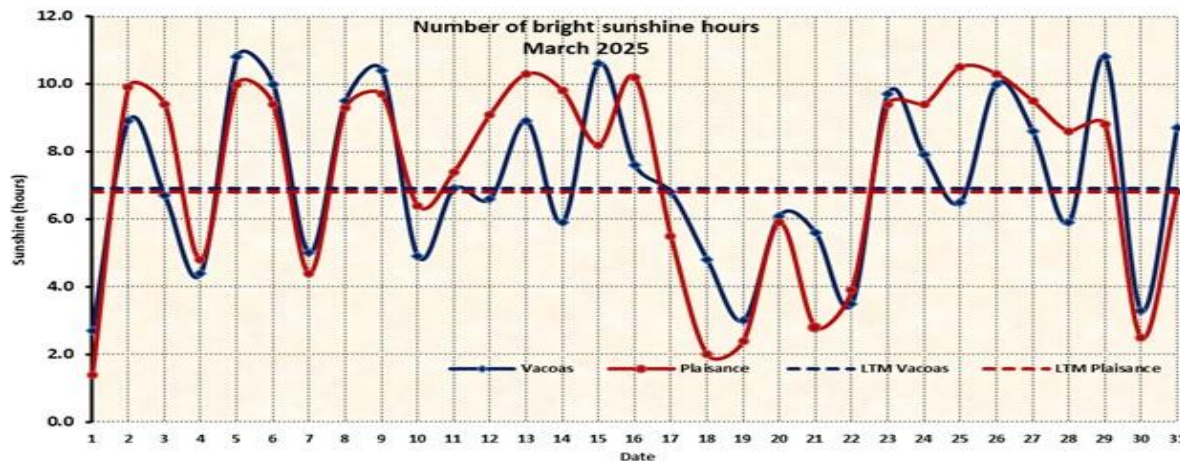
The highest gusts recorded during February 2025 were as follows:

Regions	Highest gusts (km/h)	March
D. Les Pailles	86	7
Champ de Mars	76	6
Vacoas	71	31
Plaisance (Pulsonic)	60	7
Grand Bassin	58	31
St. Felix	58	31
Le Morne	52	29

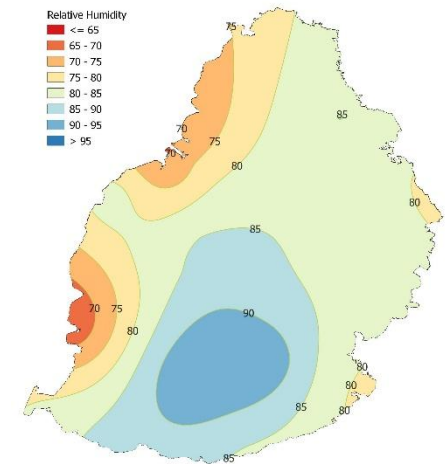
Sunshine and Humidity

The mean relative humidity for the month was 84% at Vacoas and 80% at Plaisance. The daily humidity ranged from 78% to 93% at Vacoas and from 72% to 90% at Plaisance.

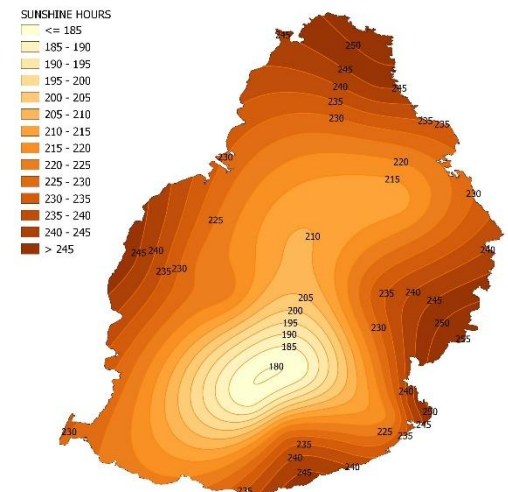
The average number of daily bright sunshine hours was 7.1 at Vacoas and 7.4 at Plaisance (anomaly of +0.2 at Vacoas and +0.6 at Plaisance). The total number of bright sunshine hours for the month was 221.0 at Vacoas and 228.0 at Plaisance.



**Monthly mean humidity
March 2025**



**Monthly total sunshine hours
March 2025**

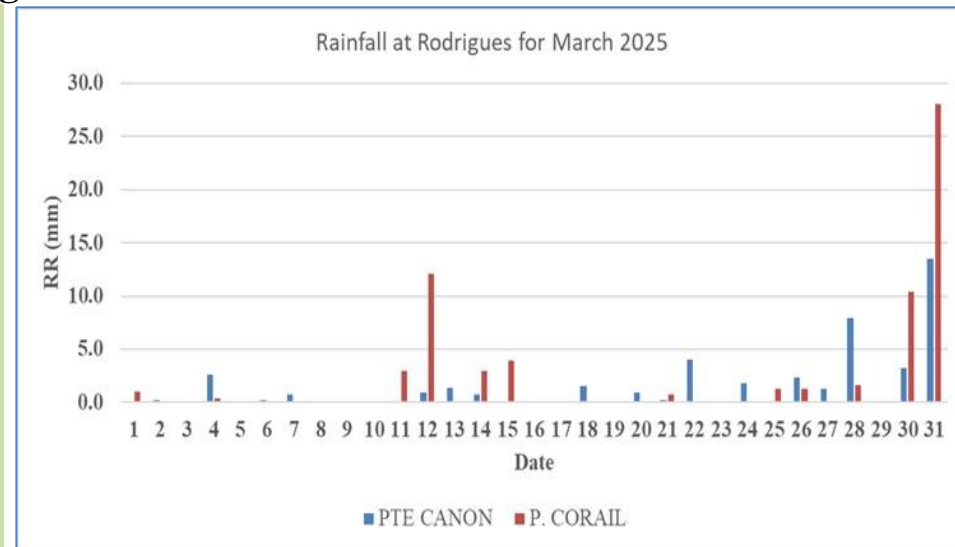
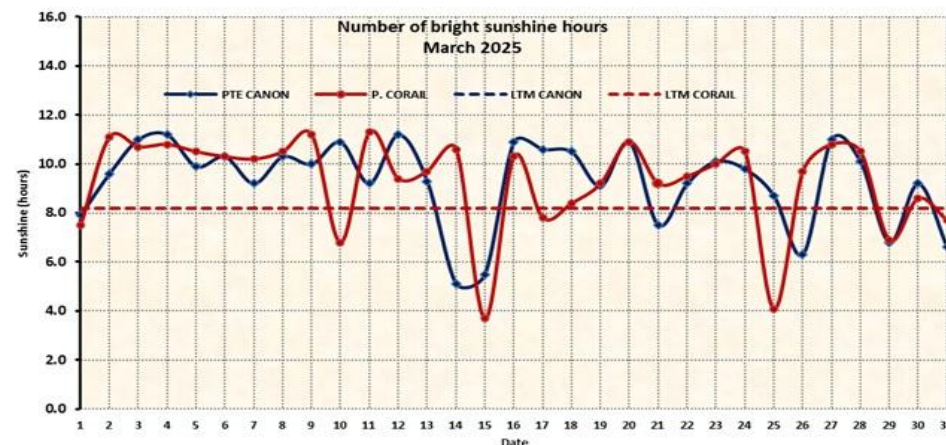
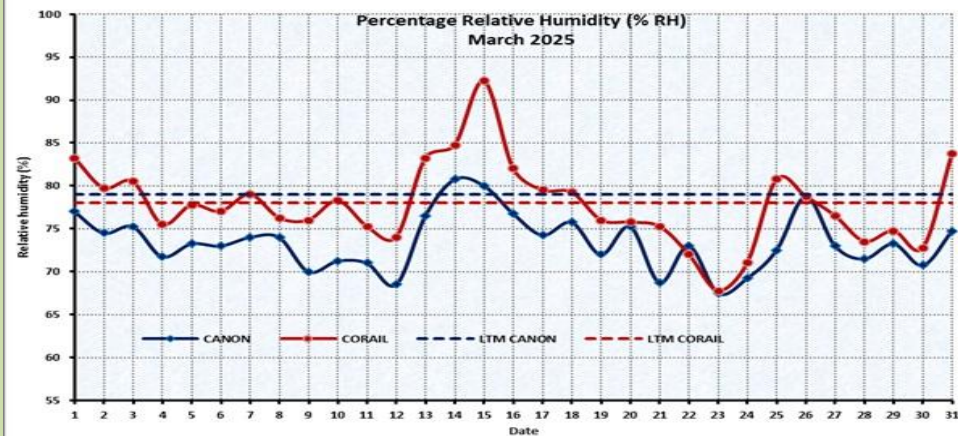


Climate Rodrigues

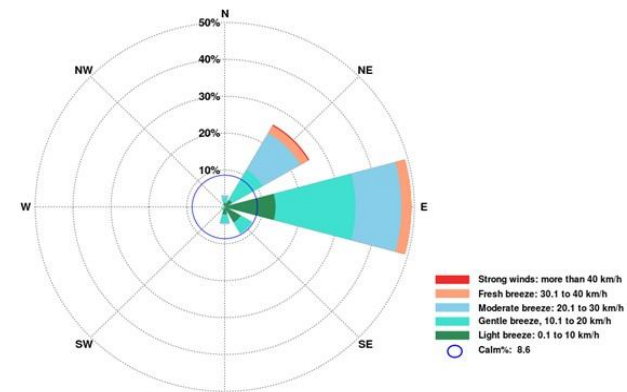
Sunshine and Humidity

The mean relative humidity for the month was 73% at Pointe Canon and 78% at Plaine Corail. The daily humidity ranged from 68% to 81% at Pointe Canon and from 68% to 92% at Plaine Corail.

The average number of daily bright sunshine hours was 9.3 both at Pointe Canon and Plaine Corail (anomaly of +1.1 at both stations). The total number of bright sunshine hours for the month was 113 both at Pointe Canon and Plaine Corail.

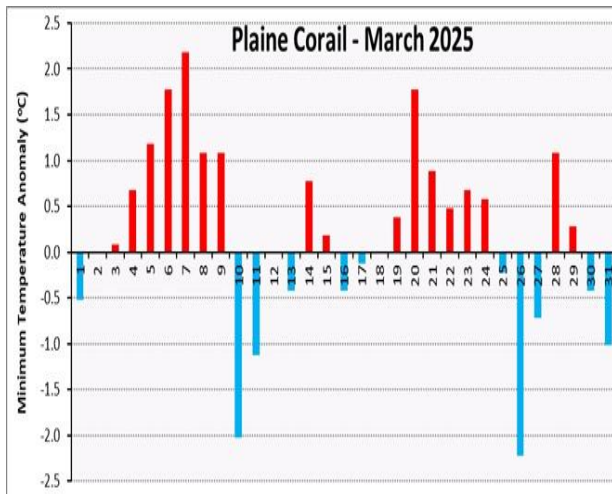
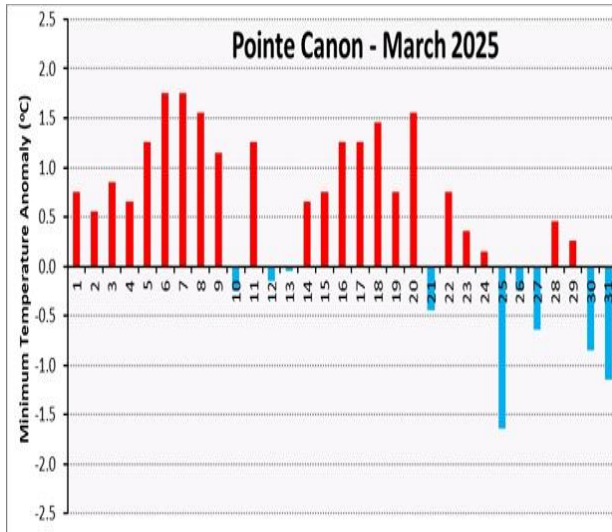


Rainfall was well below normal for March 2025 at Rodrigues. Pointe Canon recorded 40 mm of rainfall (25% of the long-term mean) and Plaine Corail recorded 67 mm of rainfall (41% of the long-term mean).



Wind frequencies show winds mainly from the Eastern and North Eastern sectors at Pointe Canon during March 2025. Light to moderate winds prevailed most of the time but on a few occasions fresh to strong breeze were recorded at Pointe Canon.

Minimum Temperature



Temperature

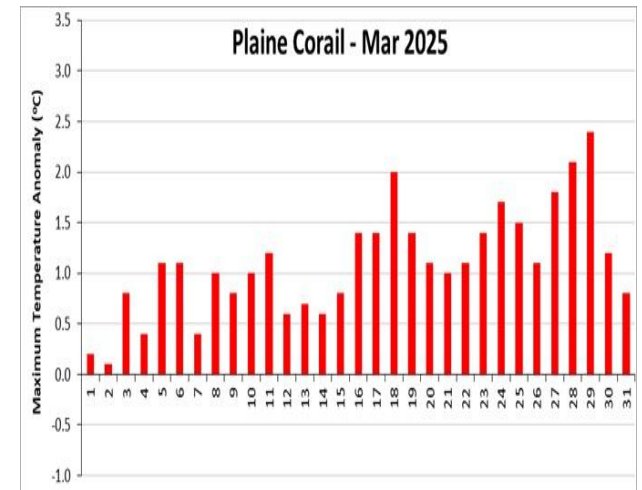
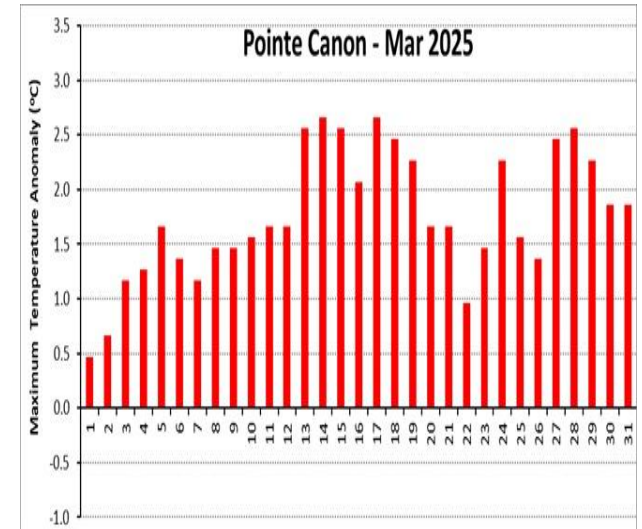
Minimum temperature was on average +0.5 °C and +0.2 °C warmer than the normal at Pointe Canon and Plaine Corail respectively.

Maximum temperature was on average +1.8 °C and +1.1 °C warmer than the normal at Pointe Canon and Plaine Corail respectively.

The highest and lowest minimum and maximum temperatures recorded at Pointe Canon and Plaine Corail were:

Pointe Canon		
	Min	Max
Highest	26.0 °C (06 & 07 Mar)	32.6 °C (14 & 17 Mar)
Lowest	22.6 °C (25 Mar)	30.4 °C (01 Mar)
Plaine Corail		
	Min	Max
Highest	26.4 °C (07 Mar)	32.8 °C (29 Mar)
Lowest	22.0 °C (26 Mar)	30.5 °C (02 Mar)

Maximum Temperature

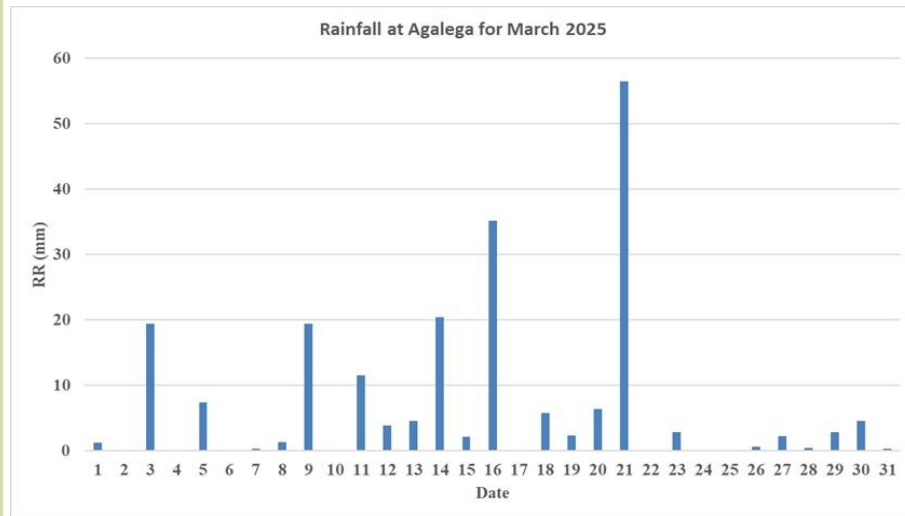
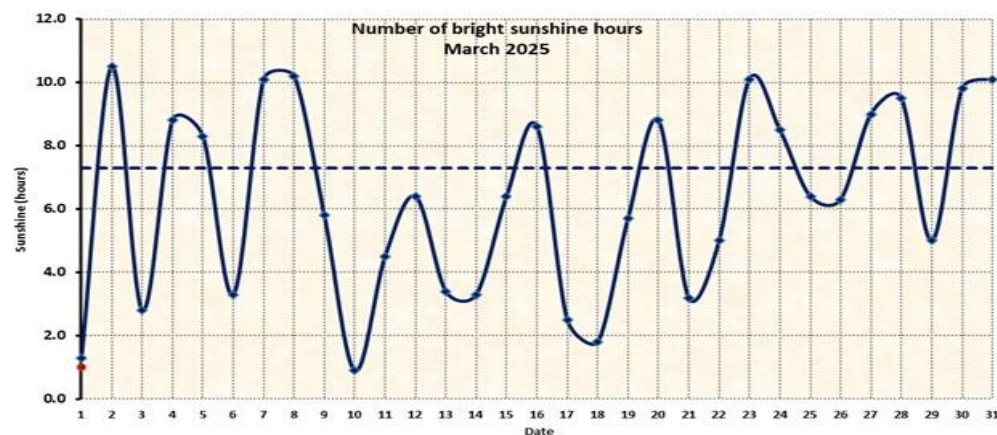
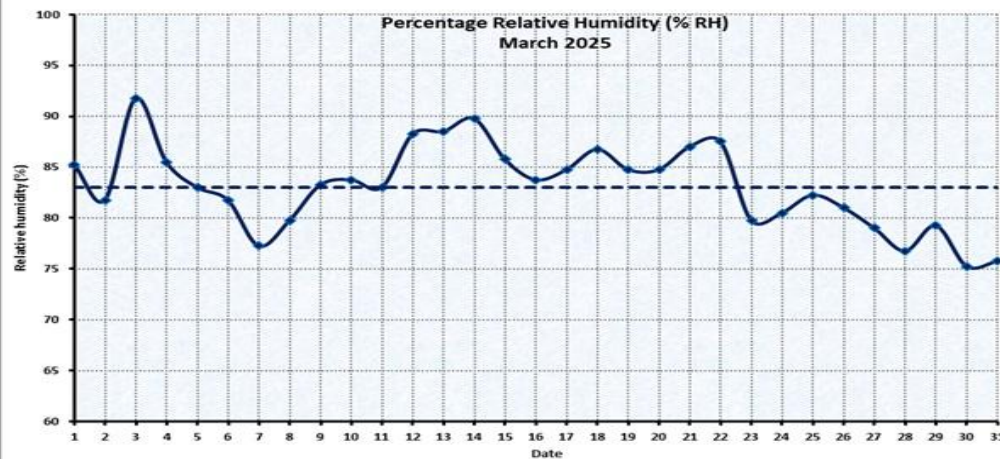


Climate Agalega

Sunshine and Humidity

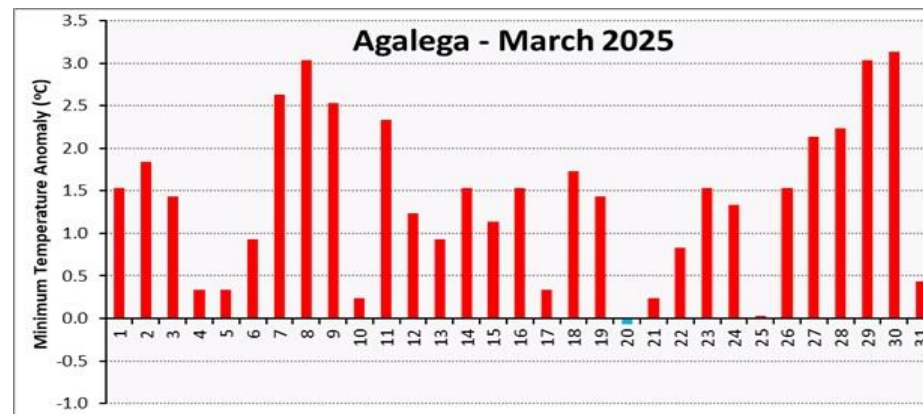
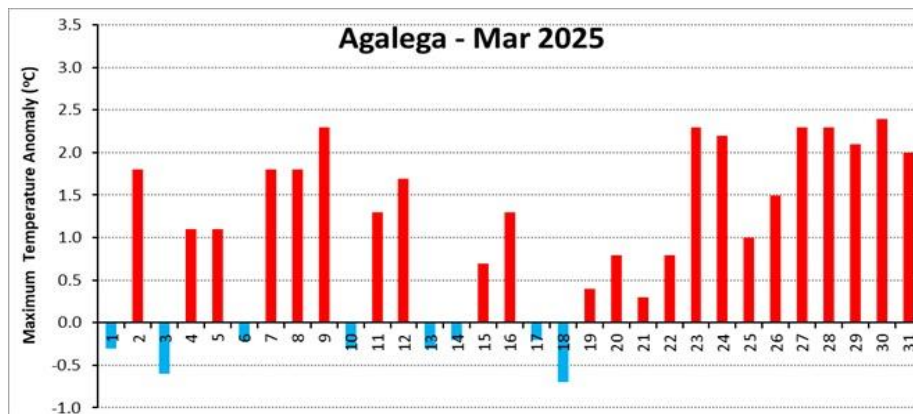
The mean relative humidity for the month at Agalega was 83%. The daily humidity ranged from 75% to 92%.

The average number of daily bright sunshine hours was 6.2 at Agalega (anomaly of -1.1). The total number of bright sunshine hours for the month at Agalega was 196.3



Rainfall was normal for March 2025 at Agalega with about 193 mm and representing 100% of the long-term mean. The highest 24-hour rainfall for the month was 56.5 mm recorded on 21 March.

Maximum & Minimum Temperature – March 2025



The mean maximum temperature was 1.0 °C warmer than the normal and the mean minimum temperature was 1.4 °C warmer than the normal at Agalega. The highest maximum temperature and lowest maximum temperature recorded at Agalega were 34.1 °C (30 March) and 31.0 °C (18 March). The highest minimum temperature and lowest minimum temperature recorded at Agalega were 27.6 °C (30 March) and 24.4 °C (20 March).